







Why	To reduce the chance of buns sticking to the platens and to maintain the platen coating	
Time required	15 minutes to prepare	10 minutes to complete
Time of day	At close	For 24-hour restaurants: During low-volume periods
Hazard icons	 Chemicals  Electricity  Hot Surfaces  Manual Handling  Sharp Objects/Surfaces	

Tools and supplies



Procedure

- 1 Prepare toaster for cleaning. Set the toaster to “CLEAN” mode. When the toaster reads, “CLEAN READY” then unplug the power cord.

 **Electricity**
Unplug the toaster before cleaning.





- 2 Ensure that the gates/false floor are open to ensure that you do not damage the gates while cleaning.




- 3 Clean compression plates. Put on neoprene gloves. Fold a clean, sanitized towel in half. Fold the towel in half again. Attach the folded towel to the URT cleaning tool. Wipe each platen with the URT cleaning tool and towel to remove all build-up sugars.



 **Hot Surfaces**
Put on neoprene gloves before you begin to clean the platens.

 **Chemicals**
Sanitizer solution


 **Equipment Alert**
Do not use any abrasive cleaners, pads, or tools on the platens.

Clean toaster (continued)



- 4 Remove and Clean sheets.
Remove the main platen sheet by first removing the top clamp bar and then pull out the sheets.

 **Equipment Alert**

Do not use any abrasive cleaners, pads, or tools on the compression plates.



- 5 Remove and Clean Sheets
Remove the Club and Saddle sheets.





- 6 Clean Sheets.
Spray a clean, sanitized towel with McD APSC. Wipe down all the sheets. Then spray the sheets with McD Sanitizer Solution and let air dry.



Chemicals

McD APSC

McD Sanitizer Solution



- 7 Clean outside of toaster.
Spray a clean, sanitized towel with McD HDD. Wipe down the outside of the entire toaster, including the BBLZ and gates. Wipe down the entire toaster again with a fresh clean, sanitized towel. Discard the towels into the soiled towel bucket.

