


625-MFY Rapid Steamer Connection of Two Steamers



PRINCE CASTLE INC. 
WORLDWIDE

For stores that want to install two steamers, they will need to use the T-Connect Kit. The T-Connect Kit connects the inlet water line to both the steamers.


To Steamer Closest
to Inlet Water Line
To Steamer Farthest
From Inlet Water Line
To Inlet Water Line




- 1 Connect the shorter end of T-Connect to the steamer whose regulator is closest to the inlet water line. T-Connect's female end to steamer's male end.



- 3 Connect the longer end of T-Connect to the steamer whose regulator is farthest from the inlet water line. T-Connect's female end to steamer's male end.



- 2 Place the long end of the T-Connect tubing in between the two steamers.



- 4 Finally, connect the inlet water line's female end to the T-Connect's male fitting. The two steamers have been connected to the inlet water line. Set both steamers' regulators to 25 psi.



PRINCE CASTLE INC. 
WORLDWIDE

355 East Kehoe Blvd. 1 Carol Stream, IL 60188
Tel: (630) 462-8800 1 Fax: (630) 462-1460
Toll Free: 1-800-PCASTLE
www.princecastle.com